

Saturday 28th March

OUR TOWN OUR STORIES



The Bendigo Bank 2026 Merredin & Districts Agricultural Show & EXHIBITION PROGRAMME

For more information, please contact:

Exhibition Coordinator

Terri Clark

0438 228 530

merredinshow@gmail.com





2026 ENTRIES ARE THROUGH THE SHOWDAY ONLINE SOFTWARE

How to enter:

1. Go to <https://showday.online/>




2. Click the  button

3. Click the   button down the bottom of the log in box

4. Enter your details

5. Click    “Open Entries” then look for the Merredin Show.

(Please note, our show will not be live until February 2026, you will not be able to find us until then).

6. Locate the section you are entering in on the side menu (for example only:   

7. Complete your entries (if you need help, please watch the instructional video through the QR code below)

8. Make payment through the site.



HOW TO INSTRUCTIONAL VIDEO IF YOU NEED MORE HELP.

IF YOU ARE UNABLE TO USE THE SOFTWARE PLEASE CONTACT TERRI CLARK OUR EXHIBITIONS COORDINATOR AND SHE WILL ARRANGE FOR A PHYSICAL ENTRY FORM AND CASH PAYMENT.

Entries close 4pm Friday 20th of March

Conditions of Entry

- **Entry Fees \$1 per exhibit for all general exhibits; 50c per exhibit for kids exhibits.**
- Certificates will be awarded for 1st, 2nd and 3rd in each **category** and will have points counted towards overall section trophies. (judges may withhold awarding any prizes if there is insufficient competition or quality in a class). Each certificate awarded will earn the following prize money: 1st - \$2; 2nd - \$1; 3rd - \$0.50. **Please collect your certificates after 4pm and bring them to the Merredin & Districts Agricultural Society table to collect your prize money. Money not collected on the day by 7pm will be forfeited.**
- Prizes for **section** trophies are:
 - **Section 1** – Arts and Crafts 1st Place; Trophy and \$20
 - Includes **subsections**:
 - A – Knitting Yarn Work Needlework and Dolls/Teddies
 - B – Patchwork & Quilting
 - C – Handicrafts
 - D – Decorated Boot
 - E – Paper Crafts
 - F – Art
 - G – Photography
 - H – Lego
 - **Section 2** – Agriculture and Horticulture 1st Place; Trophy and \$20
 - Includes **subsections**:
 - I – Vegetables, Fruit & Eggs
 - J – Floriculture
 - K – Farm produce
 - **Section 3** – Culinary 1st Place; Trophy and \$20
 - Includes **subsections**:
 - L – Cooking
 - M – Italian Sausage (Ding Snags)
 - N – Jam, Chutney & Preserves
 - O – Brewing
 - **Section 4** – Under 6 years old 1st Place; Trophy and \$20
 - **Section 5** – Primary Junior (6-8 years old) 1st Place; Trophy and \$20
 - **Section 6** – Primary Upper (9-11 years old) 1st Place; Trophy and \$20
 - **Section 7** – High School (12-17 years old) 1st Place; Trophy and \$20 – Sponsored by Two Dogs Mitre 10
- Points are awarded as follows:

Category	Points towards trophies	Prize Money
1 st	5	\$2
2 nd	3	\$1
3 rd	1	\$0.50

- Entry means a form has been submitted.
- Exhibit means the actual item entered.
- **Please read carefully the times and cut off dates for Entries.**
- Security arrangements will be made for the safety of Exhibits Friday night. Every care will be taken, but all Exhibits are entered at the owner's risk.
- All Exhibits to be at the **Recreation Centre Courts** area on Friday 28th March between 9am and 4pm.
- No acceptance of late Entries or Exhibits after 4pm as judging will commence at that time.
- ON NO ACCOUNT SHALL AN EXHIBITOR ADDRESS A JUDGE
- More than one Entry per Class is permitted.
- All work must be done by Exhibitor on Entries.
- Exhibits **must not** have been entered in any previous shows.
- Exhibit Entries must be collected between 5pm and 6pm **on Show day.** Exhibition staff will not be responsible for Exhibits after 5pm. If necessary, Exhibits can be collected on Sunday 17th March between 9.00am and 10.00am however Exhibits left overnight are done so at the Exhibitors own risk. Any Exhibit not collected by Sunday 10am will be discarded (unless arranged with Exhibition Coordinator).

All entries are to be through <https://showday.online/> (see inside cover for more details).

Entry fees MUST be paid before the entries are dropped off. Entries will not be accepted if payment has not been made.

Payment Details:

All payments are to be made online through the Showday website, unless there is prior arrangement. DO NOT pay any fees by bank transfer.

For more information, please contact:

Exhibition Coordinator: Terri Clark

0438 228 530

merredinshow@gmail.com

Contents

Conditions of Entry

Subsection A – Knitting Yarn Work Needlework and Dolls/Teddies

Subsection B – Patchwork & Quilting

Subsection C – Crafts

Subsection D – Decorated Boot

Subsection E – Paper Crafts

Subsection F Art

Subsection G Photography

Sub-Section H –Lego

Subsection I – Vegetables, Fruit & Eggs

Subsection J Floriculture

Subsection K Farm Produce

Sub Section L –Cooking

Subsection M – Italian Sausage (Ding Snags)

Subsection M –Jam, Chutney & Preserves

Subsection O – Armature Brewing

Under 6's

Primary – Junior (ages 6-8)

Primary- Upper (ages 9-11)

Secondary (Ages 12-17)

Animal Categories:

For the following animals please go to our website to download their specific exhibition program all entries are via the Showday website.

- ***Poultry***
- ***Equestrian***
- ***Dairy Goats***
- ***Boer Goats***
- ***Ewe Hogget***
- ***Pygmy Goats***



<https://www.merredinshow.com/exhibition>

A decorative banner with a yellow background and a red border. The words "SECTION ONE" are written in large, red, illuminated letters. Below it, the words "ARTS & CRAFTS" are written in a black, stylized font. The banner is flanked by four white pillars with decorative tops.

SECTION ONE

ARTS & CRAFTS

Subsection A – Knitting Yarn Work Needlework and Dolls/Teddies

Entry Requirements

All Exhibits MUST be the work of the Exhibitor

All Exhibits must be new, and not previously entered at a show.

Articles MUST NOT be stitched to mounts

Every Exhibit MUST have a removable label affixed with Section Class & Exhibitor's name.

Hand-knitted only, no machine knitted articles.

Class—KNITTING

1. Knitted babies blanket
2. Knitted baby item
3. Creative knitting—any article
4. Knitted scarf, hat or beanie
5. Knitted knee rug or Afghan
6. Knitted adult shawl
7. Knitted doll or toy
8. Knitted baby matinee set 3 pieces
9. Any other knitted item

Class—DOLLS & TEDDIES

10. Doll made entirely of cloth
11. Stuffed toy or animal made from felt or fur fabric
12. Bear any fabric

Class—CROCHET

20. Crocheted baby shawl, pram or cot cover
21. Crocheted woollen garment
22. Fine crochet
23. Any crochet article not already specified
24. Crocheted baby matinee set 3 piece

Class—NEEDLEWORK

25. Cross stitch picture
26. Long stitch picture or any wool embroidery

Class—MACHINE SEWING

25. Any article featuring computerised machine embroidery
26. Lady's dress
27. Children's day wear (2-5 years)
28. Babies wear—eg dress, romper or overalls (under 2 years)
29. Christening robe or set
30. Costume
31. Any other garment from recycled material
32. Any other garment

Subsection B – Patchwork & Quilting

Entry Requirements

All Exhibits MUST be the work of the Exhibitor

All Exhibits must be new, and not previously entered at a show.

If an Exhibitors name is showing on an item it must be taped over

A quilt is a textile piece which consists of 3 layers, which are held together by being stitched.

Class—PATCHWORK & QUILTING

- 38. Quilt machine pieced
- 39. Quilt machine applique
- 40. Quilt hand pieced
- 41. Quilted hand applique

Class—BAG, HAT & VEST

- 38. Machine pieced
- 39. Hand applique
- 40. Hand pieced
- 41. Machine applique

Class—CUSHIONS

- 42. Machine pieced
- 43. Hand pieced
- 44. Machine applique

Subsection C – Crafts

Entry Requirements

All Exhibits MUST be the work of the Exhibitor

All Exhibits must be new, and not previously entered at a show.

If an Exhibitors name is showing on an item it must be taped over

Pottery and Ceramics must be cleaned and decorated by the exhibitor, but firing may be done by someone else.

Jewellery articles are to be mounted for display on white, or black card (or a bust)

Mosaic to be no larger than 90x90cm

All manual arts entries size must be indicated on the entry form

Class—CLAY, GLASS, AND TILE

- 55. Pottery—any handmade item
- 56. Pottery—any wheel work
- 57. Pottery—any article not previously mentioned
- 58. Mosaic—any article

Class— JEWELLERY

- 59. Handmade jewellery—earrings
- 60. Handmade jewellery—necklace
- 61. Handmade jewellery—bracelet
- 62. Handmade jewellery—complete set

Class— MANUAL ARTS

- 63. Wood turning—any article
- 64. Woodwork polished—any article
- 65. Heavy metal work—any item
- 66. Beaten or embossed metal article

Class— HANDICRAFT

- 70. Felt article—any item
- 71. Folk art—any article
- 72. Hand painted item—any article
- 73. Coat Hanger (1) decorated
- 74. Handmade Christmas decorations—
minimum 3 items
- 75. Tissue box cover handmade
- 76. Any article made from recycled
materials
- 77. Handmade soaps
- 78. Homemade candles

Class—VARIETY OF CRAFTS

- 79. (i.e. knitting, woodwork, baking and
sewing)
- 80. 5 pieces of work Christmas theme
- 81. 5 pieces of work Farming theme
- 82. 5 pieces of work Sustainability
theme

Subsection D – Decorated Boot

Entry Requirements

All Exhibits MUST be the work of the Exhibitor

All Exhibits must be new and not previously entered at a show.

If an Exhibitors name is showing on an item, it must be taped over

Boots must be clean (or if dirt is part of the design, they need to be presented on a tray)

Class – Open (any design)

83. Any Age

84. Junior – Primary School Age

85. Secondary – High School Age

Subsection E – Paper Crafts

Entry Requirements

All Exhibits MUST be the work of the Exhibitor

All Exhibits must be new, and not previously entered at a show.

If an Exhibitors name is showing on an item it must be taped over

Scrapbooking entries can be 1 or 2 pages, but each page to be no larger than 30x30cm

All scrapbooking pages to be in a page protector

Cards are not to be larger than A5 (15x21cm)

Not kits are permitted in any sections.

Class—DECORATIVE

86. Parchment craft—any item

87. Quilling—any article

88. Punch craft—any article

89. Origami—any article

90. Paper Tole—any article

91. Beyond the page project—any theme

Class—CARD MAKING

95. Christmas card

96. Birthday card

97. Baby card

98. Wedding card

99. Thank you card

100. Invitation

Class—SCRAP BOOKING

92. Christmas layout theme

93. Birthday layout theme

94. Holiday layout theme

95. Family layout theme

96. Open page

97. Recycled layout

Subsection F – Art

Entry Requirements

All Exhibits MUST be the work of the Exhibitor

All Exhibits must be new and not previously entered at a show.

If an Exhibitors name or signature is showing on an item, it must be taped over

Must be hung on card or picture wire on back of artwork or self-supporting.

Direct copies of photographs, images, or artwork from magazines, books, websites, or tutorials will not be accepted.

Class – Painting

- 101. Acrylic -open
- 102. Oil - open
- 103. Watercolour – open
- 104. Painting any medium on the theme ‘Our Town; Our Stories’
- 105. Mixed media painting

Class – Colouring In

- 122. Pencil – open
- 123. Marker – open
- 124. Paint – open

Class – Drawing

- 106. Pencil- open
- 107. Charcoal- open
- 108. Ink - open
- 109. Drawing any medium on the theme ‘Our Town; Our Stories’
- 110. Mixed media drawing

Class – Printmaking

- 111. Black and white – open
- 112. Colour – open
- 113. Printmaking any medium on the theme ‘Our Town; Our Stories’

Subsection G – Photography

Entry Requirements These entries are separate to any display by the Merredin Camera Club

All Exhibits MUST be the work of the Exhibitor

All Exhibits must be new, and not previously entered at a show.

If an Exhibitors name is showing on an item it must be taped over. No mats for frames

Only photos in 128 and 139 may be significantly digitally edited. Others may have only minor adjustments (such as contrast, colour correction, exposure etc)

Class – 6x4

- 114. People
- 115. Sport/ Action
- 116. Landscape/ Seascape/Cityscape
- 117. Nature/ Animal
- 118. Wild flowers
- 119. Photography taken with a drone
- 120. ‘Our Town; Our Stories’ theme

Class – ENLARGEMENT

- 125. People
- 126. Sport/ Action
- 127. Landscape/ Seascape/Cityscape
- 128. Nature/ Animal
- 129. Wild flowers
- 130. Photography taken with a drone
- 131. ‘Our Town; Our Stories’ theme

Sub-Section H – Lego

Entry Requirements

All Exhibits **MUST** be the work of the Exhibitor

All Exhibits must be new, and not previously entered at a show.

If an Exhibitors name is showing on an item it must be taped over

Open to all ages, 0 months to 100 years of age can enter

90% of your project must be made from Lego. You may add other objects to complete the other 10% of your project. Use your imagination.....

No kits please, you can use parts from a kit, but your entry should be based on your imagination. Kit projects will not be judged.

Only pre-schoolers may have help with projects

Please put ages on all entries

Class – Open (any creation)

- 130. Any Age
- 131. Junior – 0-4 years old
- 132. Junior – 5-8 years old
- 133. Junior – 9-12 years old

Class – Theme: Our Town; Our Stories

- 130. Any Age
- 131. Junior – 0-4 years old
- 132. Junior – 5-8 years old
- 133. Junior – 9-12 years old

Class – Vehicle (any type)

- 134. Any Age
- 135. Junior – 0-4 years old
- 136. Junior – 5-8 years old
- 137. Junior – 9-12 years old



AGRICULTURE & HORTICULTURE

Subsection I – Vegetables, Fruit & Eggs

Entry requirements

Entries must be grown by the Entrant

All root vegetables are to be washed and have some top remaining; all bunches are to be tied

All citrus fruits are to have stalks left on and leaves are permitted

All entries **MUST** be submitted either on a white disposable plate, or in a recyclable glass jar

Name must be on the **BOTTOM** of the plate (or on a white label on the **BOTTOM** of the jar).

Class - VEGETABLES

134. Collection of vegetables— minimum 4 maximum 6

135. Collection of herbs

136. Cucumber x 1

137. Zucchini x 1

138. Chillies x 6

139. Silver beet bunch of 6

140. Pumpkin x 1

141. Carrots—bunch of 6

142. Lettuce x 1

143. Climbing beans

144. Beetroot x 1

145. Giant vegetable—any

146. Tomatoes x 3

147. Sculpture made of veggies

Class– FRUIT

148. Lemons x 3

149. Mandarins x 3

150. Grapes (red) bunch

151. Grapes (green) bunch

152. Limes x 3

153. Fruit Display (centrepiece)

Class– EGGS

154. Hens eggs—white x 6

155. Hens eggs—brown x 6

156. Duck eggs – 6

157. Eggs other – 6

Subsection J – Floriculture

Entry requirements

Entries must be grown by the Entrant

All pots to be clean and free of slugs, snails and other insects. **No Heavy Pots!**

Names and category to be written on a label affixed to the **BOTTOM** of the pot or vase.

Vases need to have enough water to last 24 hours.

Pot and vase size is limited to 30 cm in diameter, except for miniature gardens and novelty planters.

Specimens should have the end of the stem wrapped in damp paper towel, and then covered in alfoil.

Class – ARRANGED FLOWERS

158. Arranged vase of mixed roses

159. Arranged vase of garden flowers

160. Arrangement of native flowers

Class– POTTED PLANTS

161. Pot Plant in novelty container

162. Miniature garden

163. Pots of colour

164. Best potted cactus

165. Arrangement of succulents in pot/ bowl

Class– SPECIMEN

166. Rose, one cut, own foliage

167. Rose, one cut, more than one bloom on a stem

168. Geranium, one cut

Subsection K – Farm Produce

Entry requirements

Entries must be grown by the Entrant

All grains should be in a durable bucket with the entrants name labelled on the BOTTOM of the bucket.

Category numbers should be clearly written on the buckets

Buckets should have no identifying logos

Class - GRAINS

- 174. Wheat, any variety, 2kg from 2024 crop, in a durable bucket
- 175. Barley, any variety, 2kg from 2024 crop, in a durable bucket
- 176. Oats, any variety, 2kg from 2024 crop, in a durable bucket
- 177. Lupin, any variety, 2kg from 2024 crop, in a durable bucket
- 178. Biscuit of Hay contained in a 15cm durable box
- 179. Biscuit of Wheaten Hay contained in a 15cm durable box

Class- WOOL

The maximum growth of wool for all fleeces shall be 366 days. The number of day's growth of wool shall be stated on entry form. Fleeces from Pet Sheep are prohibited. The Judges shall have the power to transfer to its proper class any exhibit, which has been wrongly entered. Exhibitors are to place a card on their exhibits describing it. All fleeces must be skirted. Wool will be judged on a scale of points laid down by the Royal Agricultural Society.

- 180. Merino Fleece, one, fine wool
- 181. Merino Fleece, one, medium wool
- 182. Merino Fleece, one, strong wool
- 183. Merino Ram Fleece, one, fine or medium wool
- 184. Merino Lambs Wool, not to exceed 450g from lamb dropped since April 1st 2024
- 185. Merino Fleece, one, summer shorn

A decorative banner with a yellow background and a red border. The words "SECTION THREE" are written in large, red, block letters with a yellow outline. Below this, the word "CULINARY" is written in a black, serif font. The banner is flanked by two white pillars with yellow tops.

SECTION THREE CULINARY

Sub Section L – Cooking

Entry requirements

Exhibits to be on paper plates, or your own plate (note, you are responsible for the collection of your entry and plate).

All Exhibits to be in a large clear oven bag (not freezer bags) NO GLAD WRAP PLEASE – exceptions for decorated cakes

All Exhibits to be the work of the Exhibitor

Class – BAKING

- 186. Slice x 4
- 187. Lamingtons x 4
- 188. Plain scones x 4
- 189. Muffins, sweet x 4
- 190. Pumpkin scones x 6
- 191. Bread—wholemeal
- 192. Bread—white
- 193. Thermomix—savoury
- 194. Thermomix—sweet
- 195. Sausage rolls x 4
- 196. Biscuits—homemade, varieties
- 197. Pikelets x 4
- 198. Mini quiches x 4

Class - CAKE

- 199. Carrot cake
- 200. Fruit cake
- 201. Banana cake
- 202. Cup cakes decorated x 4
- 203. Decorated cake—fondant
- 204. Modelling with icing
- 205. Custard powder sponge cake
- 206. Chocolate cake—not iced
- 207. Dolly Barden tin cake

Subsection M – Italian Sausage (Ding Snags)

Entry requirements

Exhibits to be on paper plates, or your own plate (note, you are responsible for the collection of your entry and plate).

If already vacuum sealed, please keep it sealed, if not, wrap in glad wrap. Please ensure your name is on the wrapping (not the plate).

Class - Cured

- 216. Mild
- 217. Medium
- 218. Spicy

Subsection N – Jam, Chutney & Preserves

Entry requirements

Only one Entry from each batch per Class

Plain screw lids or clear cellophane covers must be used

All Exhibits to be marked with Class numbers and contents only

Names may be put on the bottom of jars.

Class - SPREADS

- 208. Chutney—sweet fruit x 1 jar
- 209. Relish—any type x 1 jar
- 210. Marmalade—any type x 1 jar
- 211. Jam—any type x 1 jar
- 212. Preserved fruit or vegetable x 1 jar
- 213. Lemon butter x 1 jar
- 214. Honey x 1 jar
- 215. Any other produce not mentioned above

Class - SAUCES

- 216. Sauce—any type x 1 bottle
- 217. BBQ sauce x 1 bottle
- 218. Tomato sauce x 1 bottle

Subsection O – Armature Brewing

Entry requirements

One (1) bottle per entry

Entries must have been made exclusively by the entrant

Names may be put on the BOTTOM of the bottle.

All bottles should be clearly marked with category.

Class – FERMENTING

- 219. IPA
- 220. Ale
- 221. Stout
- 222. Lager
- 223. Specialty Beer
- 224. Non-alcoholic ginger beer
- 225. Kombucha
- 226. Cider of any kind

A decorative banner with a yellow background and a red border. The words "SECTION FOUR" are written in large, red, illuminated letters. Below it, "UNDER 6 YEARS OLD" is written in a black, stylized font. The banner is flanked by four white pillars with yellow tops.

SECTION FOUR

UNDER 6 YEARS OLD

Entry requirements

All ages must be displayed on each item BUT NO NAMES.

All drawing and paintings need to be framed or mounted on card

All artwork to be completed no more than 15 months ago

Artwork, woodwork and metalwork can be items made at school, as long as the work is solely of the entrant (not a group piece) and there was minimal teacher input.

All categories are open, children under 3 may receive some assistance.

- 227. Art – painting or drawing
- 228. Art – collage of any kind
- 229. Art- Colouring in
- 230. Art – Painted Hens Egg, egg must be boiled
- 231. Flowers – Posey, arrangement or pot plant
- 232. Vegetables – Vegetables, sprouting in a saucer, any variety
- 233. Vegetables – Potatoes 3 on a plate, any variety
- 234. Vegetables – bunch of herbs (any variety – labelled)
- 235. Novelty – Ugliest Fruit or Vegetable
- 236. Cooking – decorated biscuits
- 237. Cooking – Pikelets
- 238. Cooking – Cake (any kind)
- 239. Cooking – Sausage Rolls
- 240. Cooking – School Lunch Box, own container
- 241. Craft – made with pop sticks.
- 242. Craft – made with items from nature.
- 243. Craft – made with paper
- 244. Craft – Collection of badges, shells, rocks etc, mounted in a display
- 245. Handwriting – a sample of 10 words on lined paper (not to include child's name)



SECTION FIVE

PRIMARY: JUNIOR

Entry requirements

Must be between the ages of 6 and 8 years old on the day of the show

All ages must be displayed on each item BUT NO NAMES

All drawing and paintings need to be framed or mounted on card

All artwork to be completed no more than 15 months ago

Artwork, woodwork and metalwork can be items made at school, as long as the work is solely of the entrant (not a group piece) and there was minimal teacher input.

- 246. Art – painting or drawing
- 247. Art – collage of any kind
- 248. Art- Colouring in
- 249. Art – Painted Hens Egg, egg must be boiled
- 250. Photography – theme of family
- 251. Photography – Our Town; Our Stories theme
- 252. Photography – Portrait/ self-portrait
- 253. Flowers – Posey or other arrangement
- 254. Flowers - pot plant/ terrarium
- 255. Novelty – A creature (like a monster) made using fruits/vegetables/nuts
- 256. Vegetables – Vegetables, sprouting in a saucer, any variety
- 257. Vegetables – Potatoes 3 on a plate, any variety
- 258. Vegetables – bunch of herbs (any variety – labelled)
- 259. Cooking – decorated biscuits
- 260. Cooking – Pikelets
- 261. Cooking – ANZAC Biscuits
- 262. Cooking – Cake (any kind)
- 263. Cooking – Sausage Rolls
- 264. Cooking – School Lunch Box, own container
- 265. Craft – made with clay/ plasticine/ playdough
- 266. Craft – made with items from nature
- 267. Craft – made with paper
- 268. Craft – Mask
- 269. Craft – Jewellery made from a kit
- 270. Craft – Collection of badges, shells, rocks etc, mounted in a display
- 271. Handwriting – a sample of 20 words on lined paper (not to include child's name)

A decorative banner with a yellow background and a red border. The words "SECTION SIX" are written in large, red, illuminated letters. Below it, the words "PRIMARY: UPPER" are written in a black, stylized font. The banner is flanked by four white pillars with grey capitals and bases.

SECTION SIX

PRIMARY: UPPER

Entry requirements

Must be between the ages of 9 and 11 years old on the day of the show

All ages must be displayed on each item BUT NO NAMES

All drawing and paintings need to be framed or mounted on card

All artwork to be completed no more than 15 months ago

Artwork, woodwork and metalwork can be items made at school, as long as the work is solely of the entrant (not a group piece) and there was minimal teacher input.

- 253. Art – painting
- 254. Art – drawing
- 255. Art- Colouring in
- 256. Art – made with clay
- 257. Photography – theme of family
- 258. Photography – Our Town; Our Stories theme
- 259. Photography – Portrait/ self-portrait
- 260. Photography – Sunset
- 261. Photography – Pet/s
- 262. Flowers – Posey or other arrangement
- 263. Flowers - pot plant
- 264. Novelty – a bird made using fruit/ vegetables/ nuts
- 265. Plant – succulent
- 266. Plant – fairy garden / terrarium
- 267. Cooking – decorated cake/ cupcakes
- 268. Cooking – Muffins
- 269. Cooking – Banana Bread
- 270. Cooking – School Lunch Box, own container
- 271. Craft – Origami
- 272. Craft – made with items from nature
- 273. Craft – Scrapbook page+
- 274. Craft – Card
- 275. Craft – Needle work (any)
- 276. Craft – woodwork
- 277. Craft – metal work
- 278. Craft – Jewellery made from a kit
- 279. Craft – Collection of badges, shells, rocks etc, mounted in a display
- 280. Handwriting – a sample of 30 words on lined paper, using cursive (not to include child's name)



Sponsored by:

**TWO DOGS
MITRE 10**

Entry requirements

Must be between the ages of 12 and 17 years old on the day of the show

All ages must be displayed on each item BUT NO NAMES

All drawing and paintings need to be framed or mounted on card

All artwork to be completed no more than 15 months ago

Artwork, woodwork and metalwork can be items made at school, as long as the work is solely of the entrant (not a group piece) and there was minimal teacher input.

- 277. Art – painting
- 278. Art – drawing
- 279. Art- Print making
- 280. Art – made with clay
- 281. Art – Digital
- 282. Photography – theme of family
- 283. Photography – Our Town; Our Stories theme
- 284. Photography – Portrait/ self-portrait
- 285. Photography – Friendship
- 286. Photography – Landscape
- 287. Photography – digital manipulation
- 288. Flowers – Vase arrangement - fresh
- 289. Flowers – Vase arrangement – dried
- 290. Flowers - pot plant
- 291. Plant – succulent bowl
- 292. Plant – fairy garden / terrarium
- 293. Cooking – decorated cake/ cupcakes
- 294. Cooking – Slice
- 295. Cooking – Scones (plain)
- 296. Craft – Macrame
- 297. Craft – Mosaic
- 298. Craft – Scrapbook page
- 299. Craft – Card
- 300. Craft – Needle work (cross stitch/ embroidery)
- 301. Craft – Needle work (knitting/ crochet)
- 302. Craft – Needle work (machine sewing)
- 303. Craft – woodwork
- 304. Craft – metal work
- 305. Craft – 3D printed
- 306. Craft – jewellery (not from a kit)
- 307. Craft – Collection of badges, shells, rocks etc, mounted in a display
- 308. Handwriting – calligraphy
- 309. Handwriting – bullet journal

THE MERREDIN & DISTRICTS AGRICULTURAL
SOCIETY INC. COMMITTEE WOULD LIKE TO THANK
CSBP FERTILISERS FOR PROVIDING A GENEROUS
GRANT THAT WENT TOWARDS THE PURCHASE OF
THE SHOWDAY SOFTWARE.





Merredin & Districts Agricultural Society Inc.

PO Box 671, Merredin WA 6415

merredinshow@gmail.com

www.merredinshow.com

